



# Swiss Market Index (SMI®) Family

## The SMI® Family: SMI®, SMIM® and SMI Expanded®

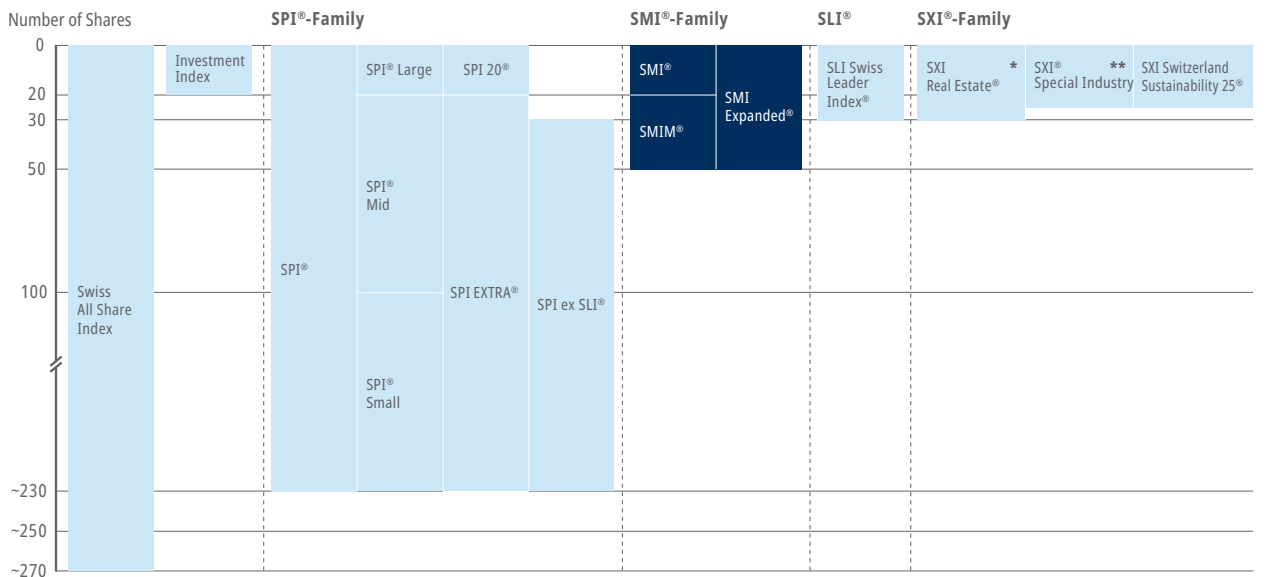
The SMI Family, which is the best-known index family of SIX Swiss Exchange, comprises the 50 largest and most liquid stocks in the Swiss equity market. The blue chip index SMI is the most important stock index in Switzerland and comprises the 20 largest stocks from the SPI. The SMI covers approximately 80% of the total capitalisation of the Swiss equity market. The weights of the index components are capped so that no component exceeds a weight

of 20%. This makes the SMI fully complied with the ESMA UCITS guidelines and it can be used as a reference index for the Swiss equity market in the European Union. The SMIM comprises the next group of the 30 largest and most liquid mid-cap stocks. All SMI and SMIM stocks are consolidated in the SMI Expanded. The SMI Expanded covers more than 90% of the capitalisation of the Swiss equity market.

## SMI® Family data

	Symbol	Security no.	ISIN	Reuters RIC	Bloomberg ticker
<b>SMI®</b>					
Price	SMI	998089	CH0009980894	.SSMI	SMI
Total Return	SMIC	22213	CH0000222130	.SMIC	SMIC
<b>SMIM®</b>					
Price	SMIM	1939983	CH0019399838	.SMIM	SMIM
Total Return	SMIMC	1939982	CH0019399820	.SMIMC	SMIMC
<b>SMI Expanded®</b>					
Price	SMIEXP	1939986	CH0019399861	.SMIEXP	SMIEXP
Total Return	SMIEXC	1939985	CH0019399853	.SMIEXC	SMIEXC

## Equity index structure



\* SXI Real Estate®: SXI Real Estate® All Shares, SXI Real Estate® Broad, SXI Real Estate® Shares Broad, SXI Real Estate® Funds Broad, SXI Swiss Real Estate®, SXI Swiss Real Estate® Shares, SXI Swiss Real Estate® Funds

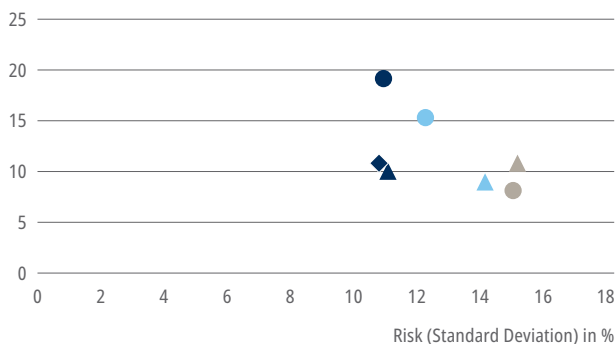
\*\* SXI® Special Industry: SXI LIFE SCIENCES®, SXI-Bio+Medtech®

## Risk and return profile

	YTD	1 year back	3 years back	5 years back
<b>Returns</b>				
SMI®	17.90%	17.90%	4.84%	10.03%
SMIM®	33.04%	33.04%	16.53%	18.48%
SMI Expanded®	19.64%	19.64%	6.15%	10.97%
<b>Risk (Volatility)</b>				
SMI®	5.45%	5.45%	12.32%	11.11%
SMIM®	7.89%	7.89%	13.03%	11.09%
SMI Expanded®	5.60%	5.60%	12.21%	10.92%
<b>Sharpe Ratio</b>				
SMI®	3.06	3.06	0.43	0.88
SMIM®	3.69	3.69	1.24	1.56
SMI Expanded®	3.24	3.24	0.54	0.98
<b>Dividend Yield</b>				
SMI®	3.30%	3.30%	3.33%	3.23%
SMIM®	2.20%	2.20%	2.25%	2.29%
SMI Expanded®	3.15%	3.15%	3.20%	3.12%
<b>Tracking Error*</b>				
SMI®	0.22%	0.22%	0.30%	0.29%
SMIM®	0.51%	0.51%	0.57%	0.53%
SMI Expanded®	0.08%	0.08%	0.10%	0.10%

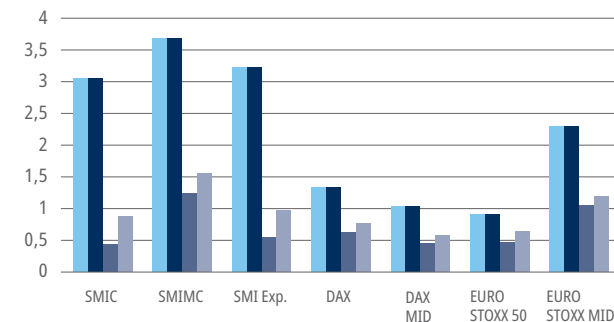
## Risk and return over the last 5 years

Average yearly returns (TR) in %

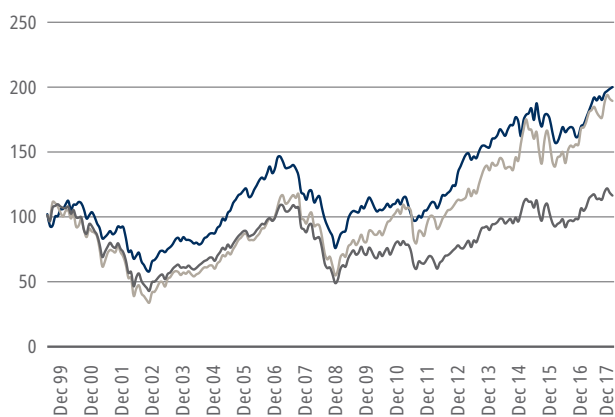


## Sharpe Ratio

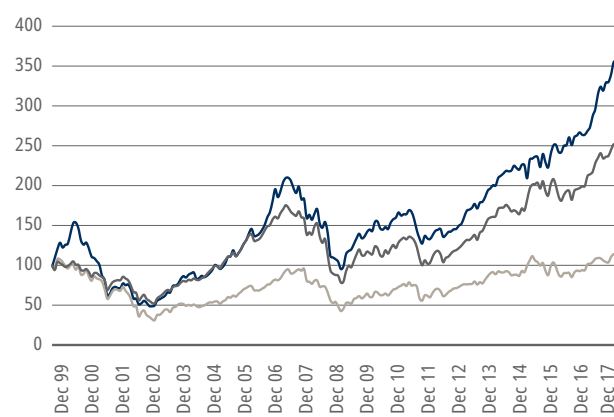
Sharpe Ratio (TR)



## International blue-chip index performance comparison (TR, CHF adjusted)



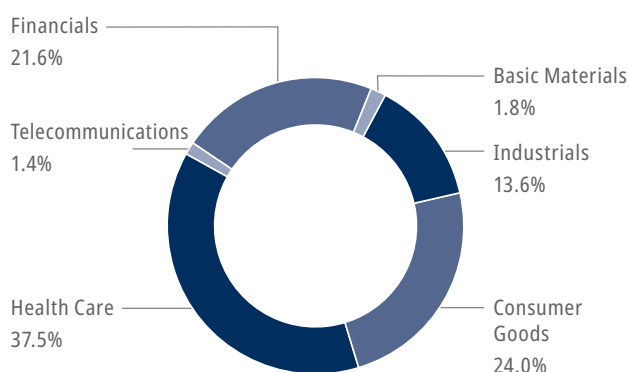
## International mid-cap index performance comparison (TR, CHF adjusted)



\* The benchmark for the SMI® and SMI Expanded® is the SPI®; the benchmark for the SMIM® is the SPI EXTRA®

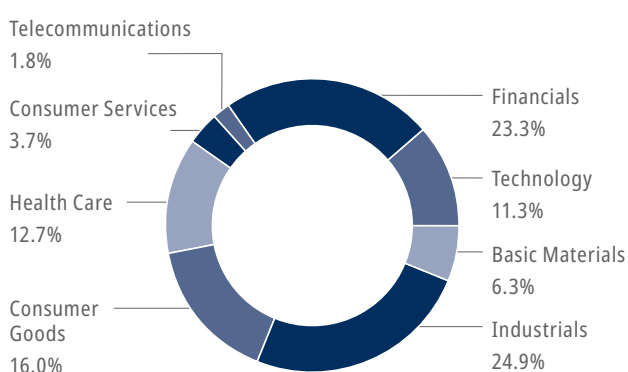
## Sector weightings and basket composition

### SMT®



Short Name	Mkt value
<b>Health Care</b>	<b>37.52%</b>
ROCHE GS	17.79%
NOVARTIS N	17.71%
LONZA N	2.01%
<b>Consumer Goods</b>	<b>24.03%</b>
NESTLE N	18.04%
RICHEMONT N	4.74%
SWATCH GROUP I	1.26%
<b>Financials</b>	<b>21.62%</b>
UBS GROUP N	7.10%
ZURICH INSURANCE N	4.61%
CS GROUP N	4.34%
SWISS RE N	3.01%
JULIUS BAER N	1.37%
SWISS LIFE HOLDING AG N	1.20%
<b>Industrials</b>	<b>13.63%</b>
ABB LTD N	4.88%
LAFARGEHOLCIM N	2.71%
SIKA I	1.71%
GEBERIT N	1.63%
SGS N	1.38%
ADECCO N	1.31%
<b>Basic Materials</b>	<b>1.84%</b>
GIVAUDAN N	1.84%
<b>Telecommunications</b>	<b>1.35%</b>
SWISSCOM N	1.35%
<b>Total</b>	<b>100.00%</b>

### SMIM®



Short Name	Mkt value
<b>Industrials</b>	<b>24.95%</b>
KUEHNE+NAGEL INT N	5.80%
SCHINDLER PS	5.47%
FISCHER N	3.17%
SCHINDLER N	2.57%
FLUGHAFEN ZUERICH N	2.53%
OC OERLIKON N	1.91%
dormakaba N	1.87%
DKSH N	1.63%
<b>Financials</b>	<b>23.27%</b>
PARTNERS GROUP N	9.09%
BALOISE N	4.44%
SWISS PRIME SITE N	3.86%
PSP N	2.23%
HELVETIA HOLDING N	2.16%
GAM N	1.51%
<b>Consumer Goods</b>	<b>16.00%</b>
LINDT N	4.58%
LINDT PS	3.73%
SWATCH GROUP N	2.79%
BARRY CALLEBAUT N	2.77%
ARYZTA N	2.13%
<b>Health Care</b>	<b>12.69%</b>
SONOVA N	4.98%
STRAUMANN N	4.64%
VIFOR N	3.06%
<b>Technology</b>	<b>11.26%</b>
TEMENOS N	4.56%
AMS	3.48%
LOGITECH N	3.22%
<b>Basic Materials</b>	<b>6.34%</b>
CLARIANT N	3.58%
EMS-CHEMIE N	2.76%
<b>Consumer Services</b>	<b>3.67%</b>
CLARIANT N	2.17%
EMS-CHEMIE N	1.50%
<b>Telecommunications</b>	<b>1.81%</b>
SUNRISE N	1.81%
<b>Total</b>	<b>100.00%</b>

## Quick facts

	SMI®	SMIM®	SMI Expanded®
Name	Swiss Market Index®	SMI® MID	SMI Expanded®
Definition	20 most highly capitalised and liquid stocks of the SPI® with weight capping to 20%	30 most highly capitalised and liquid stocks of the SPI EXTRA® mid-cap segment	All SMI® and SMIM® stocks
Method of calculation	Laspeyres free-float; capital-weighted	Laspeyres free-float; capital-weighted	Laspeyres free-float; capital-weighted
Baseline value	Total Return Index: 30.06.1988 = 1,500 Price Index: 30.06.1988 = 1,500	Total Return Index: 31.12.1999 = 1,000 Price Index: 31.12.1999 = 1,000	Total Return Index: 31.12.1999 = 1,000 Price Index: 31.12.1999 = 1,000
Historical data since	30.06.1988	03.01.1996	03.01.1996
Launch	30.06.1988	15.11.2004	15.11.2004
Publication	Every second	Every second	Every second
Stock universe	SPI®	SPI EXTRA®	All SMI® and SMIM® stocks
Criteria for addition	– Annual rankings based on turnover and capitalisation (each weighted 50 %)	– Included in the SPI mid-cap segment – Annual rankings based on turnover and capitalisation (each weighted 50 %)	All SMI® and SMIM® stocks
Index basket adjustment	Third Friday of September (after closing)	Third Friday of September (after closing)	Third Friday of September (after closing)
Adjustment of number of stocks (free-float)	Third Friday in March, June, September and December (after closing)	Third Friday in March, June, September and December (after closing)	Third Friday in March, June, September and December (after closing)
Index-based products	Eurex futures, Eurex options, warrants, structured products, ETFs (currently available)	Eurex futures, Eurex options, warrants, structured products, ETFs (currently available)	Structured products (currently available)
No. of stocks	20	30	50
Full market capitalisation (as of 29.12.2017)	CHF 1,145 billion	CHF 245 billion	CHF 1,390 billion
Free float adjusted market capitalisation (as of 29.12.2017)	CHF 973 billion	CHF 167 billion	CHF 1,140 billion

Please visit our website for further information: [www.six-group.com/indices](http://www.six-group.com/indices)

None of the information contained herein constitutes an offer or a recommendation to buy or sell or take any other action regarding financial instruments. SIX Group Ltd or its direct and indirect subsidiaries (hereafter: SIX) are liable neither for the completeness, accuracy, currentness and continuous availability of the information given, nor for any loss incurred as a result of action taken on the basis of information provided in this or any other SIX publication. SIX expressly reserves the right to alter prices or composition of products or services at any time. © SIX Group Ltd, 2018. All rights reserved.

® SIX, SIX Swiss Exchange, SMI Indices, SMI, SMI Swiss Market Index, Swiss Market Index (SMI), SMIM, SMI MID (SMIM), SMI Expanded, SPI, Swiss Performance Index (SPI), SPI EXTRA, SPI ex SLI, SPI Select Dividend 20 Index, SPI 20, SPI Multi Premia Index, SPI Single Premia Indices, SPI Value Premium, SPI Size Premium, SPI Momentum Premium, SPI Low Risk Premium, SPI Quality Premium, SPI Residual Momentum Premium, SPI Reversal Premium, SLI, SLI Swiss Leader Index, SXI, SXI Real Estate, SXI Swiss Real Estate, SXI Life Sciences, SXI Bio+Medtech, SXI Switzerland Sustainability 25, SBI, SBI Swiss Bond Index, SAR, SAR SWISS AVERAGE RATE, SARON, SCR, SCR SWISS CURRENT RATE, SCRON, SAION, SCION, VSMI are registered/filed trademarks of SIX Swiss Exchange Ltd and their use must be licensed.

All used data are on a yearly basis as of 29.12.2017. Source: SIX Swiss Exchange Ltd

**SIX**  
Pfungstweidstrasse 110  
P. O. Box  
CH-8021 Zurich  
[www.six-group.com/indices](http://www.six-group.com/indices)

**Business Support**  
Index Sales, Licensing and Data  
T +41 58 399 2600  
[indexdata@six-group.com](mailto:indexdata@six-group.com)

**Technical Support**  
Index Operations  
T +41 58 399 2229  
[indexsupport@six-group.com](mailto:indexsupport@six-group.com)