

SXI® Family – Factsheet

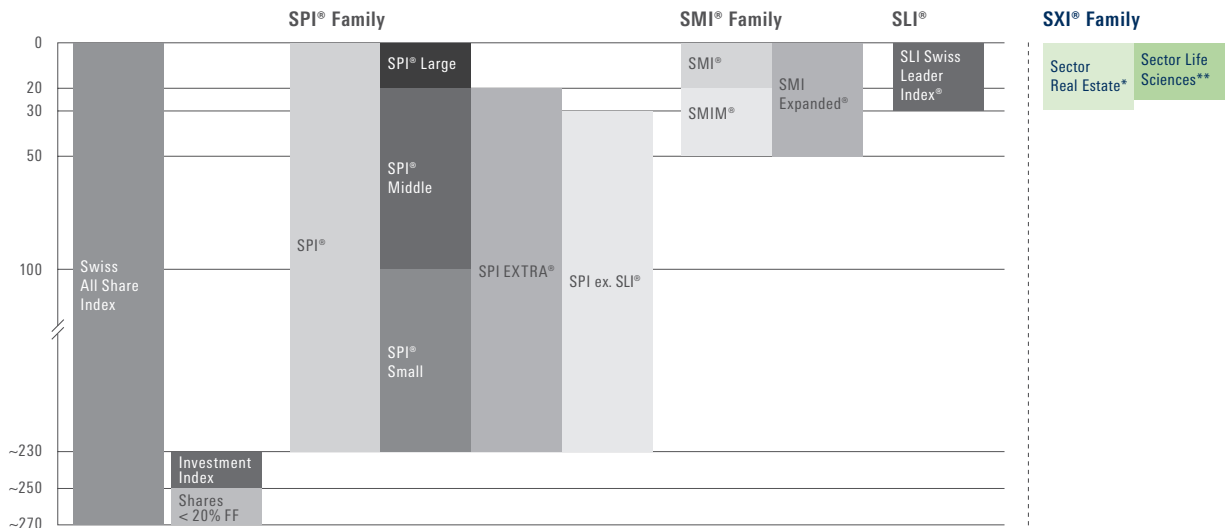
SXI® Special Industry Indices: SXI LIFE SCIENCES® and SXI Bio+Medtech®

The SXI Family consists of specially selected sector indices. The sectors are selected according to two criteria: their international significance and the number of SIX Swiss Exchange listed companies that belong to them. The SXI indices comprise primary listed companies and investment companies in case they have invested less than 50% of their assets in SXI shares. Another feature of the SXI indices is that the weighting of any individual security is limited to 10%. The purpose of this weight cap is to increase diversification and relative importance of smaller constituents. The SXI Family currently consists of two indices: SXI LIFE SCIENCES (Pharma, Med-tech and Biotech) and its more narrowly circumscribed sub-index, SXI Bio+Medtech. These index instruments meet the growing desire of institutional investors to invest in these market segments, and they also increase the attractiveness of the SIX Swiss Exchange as a market for companies in these sectors. To sum up, the SXI Family offers Swiss and foreign companies in the relevant sectors an attractive platform and provides investors with a benchmark for the highly prospering industry.

SXI® Family data

	SXI LIFE SCIENCES®		SXI Bio+Medtech®	
	Price	Total Return (TR)	Price	Total Return (TR)
Symbol	SLIFEX	SLIFE	SBIOMX	SBIOM
Security no.	1781076	1781073	1781156	17810794
ISIN	CH0017810760	CH0017810737	CH0017811156	CH0017810794
Reuters RIC	.SLIFEX	.SLIFE	.SBIOMX	.SBIOM
Bloomberg ticker	SLIFEX	SLIFE	SBIOMX	SBIOM

Index structure SIX Swiss Exchange



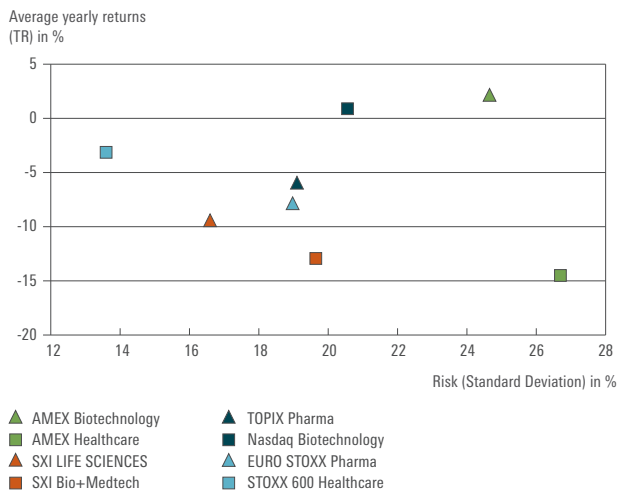
* Sector Real Estate: SXI Real Estate®, SXI Real Estate® Shares, SXI Real Estate® Funds, SXI Swiss Real Estate®, SXI Swiss Real Estate® Shares, SXI Swiss Real Estate® Funds

** Sector Life Sciences: SXI Life Sciences®, SXI Bio+Medtech®

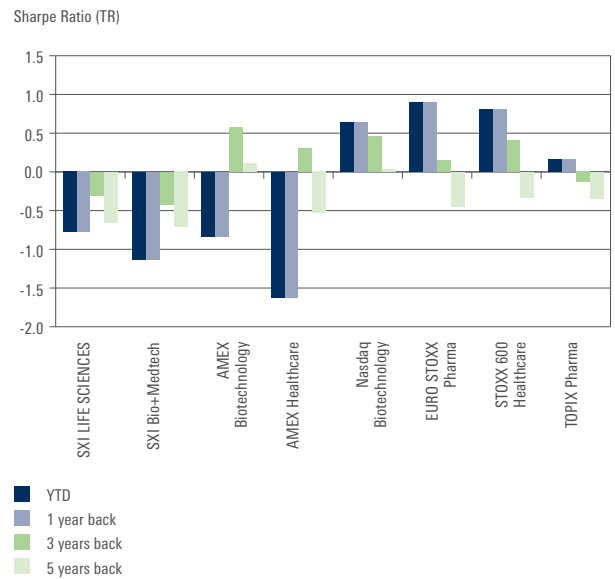
Risk and returns profile

	Returns TR		Risk (Volatility) TR		Sharpe Ratio TR		Dividend Yield TR		Tracking Error TR	
	SXI LIFE SCIENCES	SXI Bio+ Medtech	SXI LIFE SCIENCES	SXI Bio+ Medtech	SXI LIFE SCIENCES	SXI Bio+ Medtech	SXI LIFE SCIENCES	SXI Bio+ Medtech	SXI LIFE SCIENCES	SXI Bio+ Medtech
YTD	-12.05%	-18.68%	16.64%	17.99%	-0.78	-1.13	2.49%	1.97%	2.19%	2.78%
1 year back	-12.05%	-18.68%	16.64%	17.99%	-0.78	-1.13	2.49%	1.97%	2.19%	2.78%
3 years back	-3.90%	-6.92%	15.14%	17.34%	-0.30	-0.43	2.19%	1.69%	2.45%	2.89%
5 years back	-9.56%	-12.93%	16.59%	19.64%	-0.65	-0.71	1.75%	1.31%	2.78%	3.47%

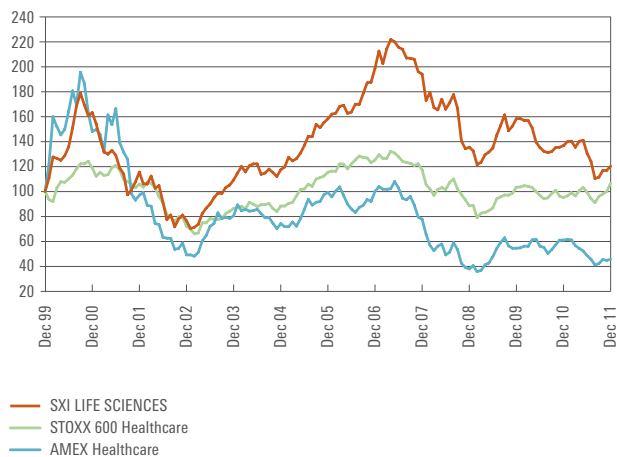
Risk and returns over the last 5 years



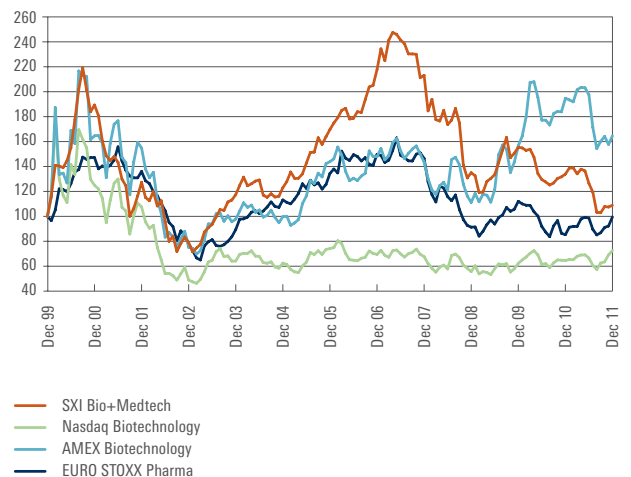
Sharpe Ratio



International life sciences indices performance comparison (TR, CHF adjusted)



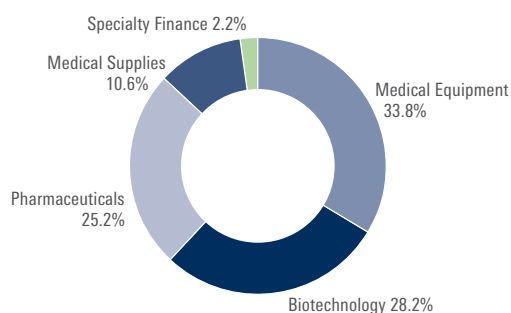
International biotech indices performance comparison (TR, CHF adjusted)



All data in the charts above are on a yearly basis as of 30.12.2011

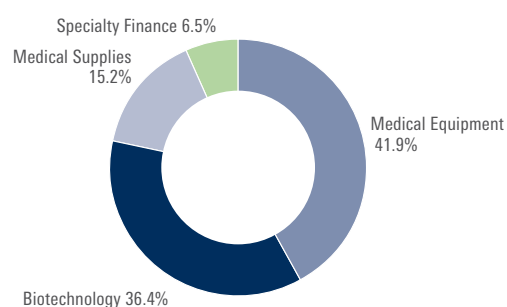
Sector weightings and basket composition as of 30.12.2011

SXI LIFE SCIENCES®



Medical Equipment	33.76%
SYNTHES N	10.13%
SONOVA N	10.08%
NOBEL BIOCARE N	8.60%
TECAN GROUP AG N	4.36%
ORIDION N	0.59%
Biotechnology	28.24%
LONZA N	10.03%
ACTELION N	9.70%
BB BIOTECH N	6.47%
BASILEA N	2.04%
Pharmaceuticals	25.22%
NOVARTIS N	10.47%
ROCHE GS	10.22%
ACINO HLDG N	1.87%
SIEGFRIED N	1.66%
BACHEM N -B-	0.99%
Medical Supplies	10.58%
STRAUMANN N	8.78%
YPSOMED HLDG	1.12%
COLTENE N	0.68%
Specialty Finance	2.20%
HBM N	2.20%
Total	100.00%

SXI Bio+Medtech®



Medical Equipment	41.95%
SYNTHES N	10.26%
SONOVA N	10.20%
TECAN GROUP AG N	10.05%
NOBEL BIOCARE N	9.72%
ORIDION N	1.73%
Biotechnology	36.40%
BB BIOTECH N	10.43%
LONZA N	10.16%
ACTELION N	9.82%
BASILEA N	5.99%
Medical Supplies	15.17%
STRAUMANN N	9.88%
YPSOMED HLDG	3.28%
COLTENE N	2.01%
Specialty Finance	6.48%
HBM N	6.48%
Total	100.00%

Due to a capital adjustment or a sharp rise a security can temporarily exceed the weight proportion of 10% in the index. Since for both of these indices deviating capping factors are used, the sequence of the securities can differ.

Quick facts

	SXI LIFE SCIENCES®	SXI Bio+Medtech®
Name	SXI LIFE SCIENCES	SXI Bio+Medtech
Criteria for addition	<ul style="list-style-type: none"> > Primary listed securities on the SIX Swiss Exchange > Investment companies that do not hold more than 50 % of their portfolios in SXI® securities > Minimum free float: 20 % > Minimum free float capitalisation: CHF 100 million 	<ul style="list-style-type: none"> > Primary listed securities on the SIX Swiss Exchange > Investment companies that do not hold more than 50 % of their portfolios in SXI® securities > Minimum free float: 20 % > Minimum free float capitalisation: CHF 100 million
Method of calculation	Laspeyres free-float; capital-weighted	Laspeyres free-float; capital-weighted
Baseline Value	Total Return Index :31.12.1999 = 1 000 Price Index: 31.12.1999 = 100	Total Return Index: 31.12.1999 = 1 000 Price Index: 31.12.1999 = 100
Historical data since	31.12.1999	31.12.1999
Launch	21.06.2004	21.06.2004
Publication	Every 3 minutes	Every 3 minutes
Stock universe	Biotechnology, Advanced Medical Devices, Medical Supplies, Pharmaceuticals, Health Care Providers	Biotechnology, Advanced Medical Devices, Medical Supplies, Health Care Providers
Issue weighting	Limited i.e. capped to a maximum of 10% Adjustment semi-annually on the third Friday in March and September (after closing)	Limited i.e. capped to a maximum of 10% Adjustment semi-annually on the third Friday in March and September (after closing)
Index-basket adjustment	Semi-annually on the third Friday in March and September	Semi-annually on the third Friday in March and September
Adjustment of number of stocks (free float)	Semi-annually on the third Friday in March and September	Semi-annually on the third Friday in March and September
No. of stocks	18	13
Full market capitalisation (as of 30.12.2011)	CHF 299.84 billion	CHF 39.67 billion
Market capitalisation in the index (free float adjusted and capped as of 30.12.2011)	CHF 15.72 billion	CHF 5.35 billion

Further information can be found on our website:
www.six-swiss-exchange.com/indices/overview_en.html
 and on:

Index Department:

E-mail: customersupport@stoxx.com
 T +41 58 399 5900, F +41 58 499 5900

Legal information

No offer, exclusion of liability

None of the information contained herein constitutes an offer to purchase or sell a financial instrument traded on SIX Swiss Exchange Ltd. SIX Swiss Exchange Ltd assumes no liability for the accuracy, completeness or uninterrupted availability of said information or for any damages arising from actions taken on the basis of information contained in this or any other of its publications. SIX Swiss Exchange Ltd expressly reserves the right to alter the prices or product composition at any time.

Stock exchange SIX Swiss Exchange Ltd

SIX Swiss Exchange Ltd is a joint-stock company under Swiss law that operates a securities exchange authorised and supervised by the Swiss Financial Market Supervisory Authority FINMA. SIX Swiss Exchange Ltd is a stock exchange that is recognised in France, Italy, the Netherlands and the United Kingdom and may take up operations in Austria, Finland, Germany, Sweden, Belgium and Luxembourg.

Trademark rights

© SIX Group, SIX Swiss Exchange, SPI, Swiss Performance Index (SPI), SPI EXTRA, SPI ex SLI, SMI, SMI Swiss Market Index, Swiss Market Index (SMI), SMIM, SMI MID (SMIM), SMI Expanded, SXI, SXI Real Estate, SXI Swiss Real Estate, SXI Life Sciences, SXI Bio+Medtech, SLI, SLI Swiss Leader Index, SBI, SBI Swiss Bond Index, SAR, SAR SWISS AVERAGE RATE, SARON, SCR, SCR SWISS CURRENT RATE, SCRON, SAIQON, SCION, VSMI, SWX Immobilienfonds Index, MQM, MQM Market Quality Metrics, QQM, QQM Quotes Quality Metrics are trademarks that have been registered in Switzerland and/or abroad by SIX Group Ltd respectively SIX Swiss Exchange Ltd. Their use is subject to a licence.

© SIX Swiss Exchange Ltd, December 2011

Contact

SIX Swiss Exchange Ltd	T +41 58 399 5454
Selnaustrasse 30	F +41 58 499 5455
P.O. Box 1758	info@six-swiss-exchange.com
CH-8021 Zurich	www.six-swiss-exchange.com