



Special Industry Index (SXI®) Family

SXI Real Estate®

Indicators for listed real estate companies

The SXI Real Estate indices accommodate the market's need for indicators that reflect the share price developments of real estate companies. These indicators are a part of the SXI Family, which highlights industries of particular significance within the overall Swiss economy. In addition to the real estate sector, the life sciences area is also addressed by the SXI Family in the form of the SXI Life Sciences and SXI Bio+Medtech indices.

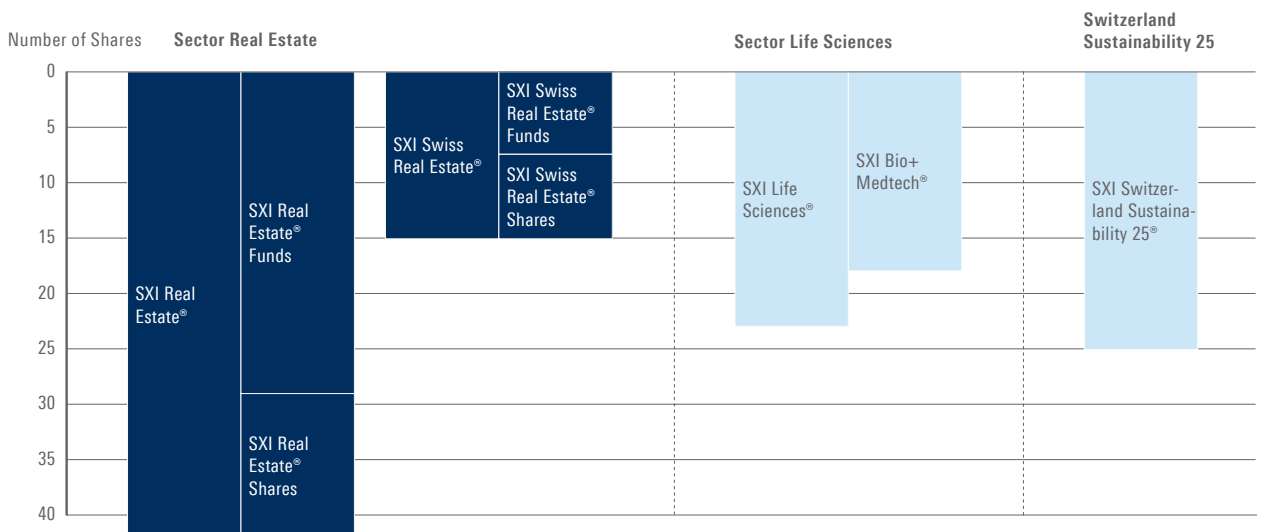
The SXI Real Estate indices comprise a total of six indicators. Among them are also indices which SIX Swiss Exchange calculates through the inclusion of real estate company shares as well as the units of real estate funds.

Transparent criteria

Included in the overall SXI Real Estate index are all real estate companies that are listed on SIX Swiss Exchange in keeping with the regulatory standard for such companies as well as all SIX Swiss Exchange-listed real estate investment funds, that have at least 75% of their assets invested in Switzerland. As is the case with the SMI, SLI und SPI, changes to the given index's composition are made once a year at the ordinary review date in September.

Qualified for inclusion in the SXI Swiss Real Estate Shares and SXI Swiss Real Estate Funds indices are companies and investment funds that have at least 75% of their assets or, as it were, real estate holdings in Switzerland. In addition, they must rank among the top 5 or – depending on the specific index – top 10 companies in terms of market capitalization and annual revenues.

Structure SXI® Family



SXI Real Estate® (TR)

	YTD	1 year back	3 years back	5 years back
Return				
SXI Real Estate®	8.04%	8.04%	9.37%	6.31%
SXI Real Estate® Shares	11.49%	11.49%	11.57%	7.77%
SXI Real Estate® Funds	6.73%	6.73%	8.52%	5.73%

Volatility

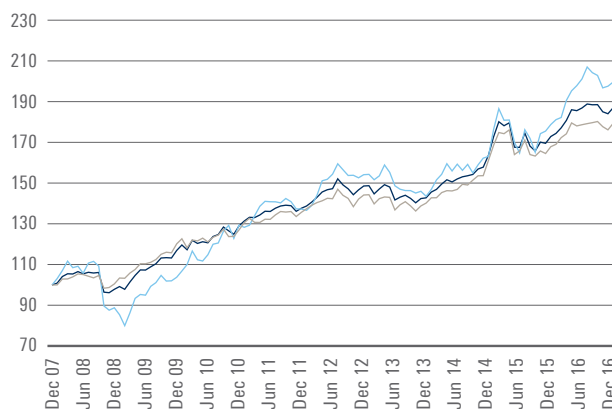
SXI Real Estate®	7.97%	7.97%	8.43%	7.67%
SXI Real Estate® Shares	11.84%	11.84%	11.22%	10.54%
SXI Real Estate® Funds	9.27%	9.27%	9.96%	9.04%

Sharpe Ratio

SXI Real Estate®	1.03	1.03	1.13	0.83
SXI Real Estate® Shares	0.92	0.92	1.03	0.74
SXI Real Estate® Funds	0.77	0.77	0.88	0.65

Dividend yield

SXI Real Estate®	3.19%	3.19%	3.28%	3.32%
SXI Real Estate® Shares	4.05%	4.05%	4.22%	4.24%
SXI Real Estate® Funds	2.86%	2.86%	2.91%	2.96%



- SIX Real Estate® (TR)
- SIX Real Estate® Shares(TR)
- SIX Real Estate® Funds (TR)

SXI Swiss Real Estate® (TR)

	YTD	1 year back	3 years back	5 years back
Return				
SXI Swiss Real Estate®	7.10%	7.10%	9.15%	6.29%
SXI Swiss Real Estate® Shares	11.24%	11.24%	11.81%	7.99%
SXI Swiss Real Estate® Funds	4.85%	4.85%	7.72%	5.38%

Volatility

SXI Swiss Real Estate®	8.34%	8.34%	8.77%	8.05%
SXI Swiss Real Estate® Shares	12.94%	12.94%	12.18%	11.39%
SXI Swiss Real Estate® Funds	9.56%	9.56%	10.45%	9.57%

Sharpe Ratio

SXI Swiss Real Estate®	0.88	0.88	1.07	0.79
SXI Swiss Real Estate® Shares	0.82	0.82	0.97	0.70
SXI Swiss Real Estate® Funds	0.57	0.57	0.77	0.58

Dividend yield

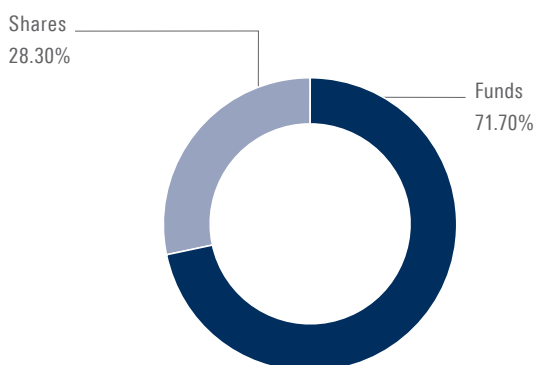
SXI Swiss Real Estate®	4.22%	4.22%	4.36%	4.39%
SXI Swiss Real Estate® Shares	3.04%	3.04%	3.11%	3.13%
SXI Swiss Real Estate® Funds	3.47%	3.47%	3.55%	3.57%



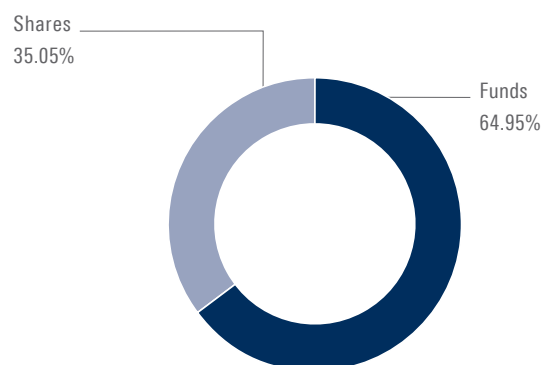
- SIX Swiss Real Estate® (TR)
- SIX Swiss Real Estate® Shares(TR)
- SIX Swiss Real Estate® Funds (TR)

Basket compositions and weightings

SXI Real Estate®



SXI Swiss Real Estate®



	SXI Real Estate®	SXI Real Estate® Shares	SXI Real Estate® Funds	SXI Swiss Real Estate®	SXI Swiss Real Estate® Shares	SXI Swiss Real Estate® Funds
Shares						
SWISS PRIME SITE N	11.07%	39.13%		15.68%	44.73%	
PSP N	6.59%	23.28%		9.33%	26.60%	
MOBIMO N	2.94%	10.41%		4.17%	11.89%	
ALLREAL N	2.91%	10.30%		4.13%	11.77%	
INTERSHOP N	1.24%	4.38%		1.75%	5.00%	
ZUG ESTATES HOLDING AG	0.67%	2.36%				
HIAG IMMOBILIEN N	0.54%	1.91%				
PLAZZA N	0.52%	1.85%				
WARTECK N	0.46%	1.62%				
SWISS FIN&PROP INV N	0.35%	1.23%				
BFW LIEGENSCHAFTEN N	0.34%	1.21%				
INVESTIS N	0.30%	1.05%				
VARIA US PROPERTIES N	0.15%	0.53%				
PAX N	0.14%	0.48%				
ZUEBLIN IMM N	0.08%	0.27%				
Funds						
UBS SWISS SIMA			18.92%	19.21%		29.58%
CS REF SIAT	5.50%		7.66%	7.78%		11.98%
CS REF LIVING PLUS	5.37%		7.49%	7.60%		11.70%
UBS SWISS ANFOS	4.09%		5.71%	5.80%		8.92%
CS REF GREEN PROP	4.09%		5.71%	5.79%		8.92%
CS REF INTERSWISS	3.01%		4.20%	4.26%		6.56%
SWISSCANTO IFCA	2.67%		3.72%	3.78%		5.82%
IMMOFONDS	2.63%		3.67%	3.73%		5.74%
UBS SW SWISSREAL	2.63%		3.66%	3.72%		5.73%
LA FONCIERE	2.41%		3.36%			
SCHRODER IMMOPLUS	2.31%		3.23%	3.27%		5.04%
UBS FONCIPARS	2.17%		3.02%			
FIR	2.14%		2.99%			
SOLVL 61 PRT	2.14%		2.98%			
Immo Helvetic	1.77%		2.47%			
Rothschild RE Swiss	1.64%		2.28%			
BONHOTE IMMOBILIER	1.60%		2.23%			
SWISSINVEST REAL	1.56%		2.18%			
CS REF HOSPITALITY	1.56%		2.18%			
REALSTONE	1.50%		2.09%			
PROCIMMO	1.44%		2.02%			
PATRIMONIUM CH RE	1.17%		1.64%			
UBS DIRECT RES	1.11%		1.55%			
SF Sustainable Property	0.88%		1.23%			
SWC(CH) RE SwCom	0.83%		1.16%			
UBS (CH) Property Fund	0.67%		0.94%			
Polymen Fonds	0.60%		0.84%			
STREETBOX REAL ESTATE FUND	0.34%		0.47%			
RESIDENTIA	0.29%		0.40%			
Total	100.00%	100.00%	100.00%	100.00%	100.00%	100.00%

Quick facts

	SXI Real Estate®	SXI Real Estate® Shares	SXI Real Estate® Funds	SXI Swiss Real Estate®	SXI Swiss Real Estate® Shares	SXI Swiss Real Estate® Funds
ISIN	CH0049815738	CH0042660313	CH0009947406	CH0049815761	CH0049815795	CH0049815829
Symbol	SREAL	REAL	SWIIT	CHRE	CHRES	CHREF
Criteria for addition	– Minimum free-float: 20%	– Minimum free-float: 20%	– Minimum of 75% of its assets invested in Switzerland	– Minimum free-float: 20% – Shares: Minimum of 75% of its assets invested in Switzerland – Funds: Minimum of 75% of its real estate assets invested in Switzerland – Top 5 Shares and Top 10 Funds according to the selection list	– Minimum free-float: 20% – Minimum of 75% of its assets invested in Switzerland – Top 5 according to the selection list	– Minimum of 75% of its real estate assets invested in Switzerland – Top 10 according to the selection list
Baseline Value	28.12.2007: 1,000 Points	30.12.2005: 1,000 Points	01.01.1995: 100 Points	28.12.2007: 1,000 Points	30.12.2005: 1,000 Points	28.12.2007: 1,000 Points
Launch	01.12.2009	30.12.2005	01.01.1995	01.12.2009	01.12.2009	01.12.2009
No. of stocks	44	15	29	15 (fix)	5 (fix)	10 (fix)
Full market cap.	CHF 57.35 billion	CHF 18.77 billion	CHF 38,58 billion (free-float 100%)	CHF 39.67 billion	CHF 14.99 billion	CHF 24.68 billion (free-float 100%)
Free-float market cap.	CHF 53.80 billion	CHF 15.22 billion	CHF 38,58 billion (free-float 100%)	CHF 38.00 billion	CHF 13.32 billion	CHF 24.68 billion (free-float 100%)
Method of calculation	Laspeyres free float; capital-weighted					
Publication	Every 3 minutes					
Stock universe	The Real Estate sector contains shares with a primary listing in accordance with the regulatory standard for real estate companies, as well as real estate funds with a primary listing on SIX Swiss Exchange.					
Adjustment of number of stocks (free-float)	Third Friday in March, June, September and December (after closing)					
Indexbasket-review	Annually on the third Friday of September					

Please visit our website for further information: www.six-swiss-exchange.com/indices

None of the information contained herein constitutes an offer to buy or sell a financial instrument that is traded on SIX Swiss Exchange Ltd. SIX Swiss Exchange Ltd is liable neither for the completeness and accuracy of the information given, nor for any loss incurred as a result of action taken on the basis of information provided in this or any other SIX Swiss Exchange Ltd publication. SIX Swiss Exchange Ltd expressly reserves the right to alter prices or product composition at any time. SIX Swiss Exchange Ltd is a joint-stock company under Swiss law. It operates a securities exchange which is licensed and supervised by the Financial Market Supervisory Authority FINMA.

® SIX, SIX Swiss Exchange, SPI, Swiss Performance Index (SPI), SPI EXTRA, SPI ex SLI, SPI Select Dividend 20 Index, SMI, SMI Swiss Market Index, Swiss Market Index (SMI), SMIM, SMI MID (SMIM), SMI Expanded, SXI, SXI Real Estate, SXI Swiss Real Estate, SXI Life Sciences, SXI Bio+Medtech, SXI Switzerland Sustainability 25 Index, SLI, SLI Swiss Leader Index, SBI, SBI Swiss Bond Index, SAR, SAR SWISS AVERAGE RATE, SARON, SCR, SCR SWISS CURRENT RATE, SCRON, SAION, SCION, VSMI, SWX Immobilienfonds Index, SMI Indices are trademarks that have been registered in Switzerland and/or abroad by SIX Group Ltd respectively SIX Swiss Exchange Ltd. Their use is subject to a licence.

All used data are on a yearly basis as of 31.12.2016. Source: SIX Swiss Exchange Ltd

SIX Swiss Exchange Ltd
P. O. Box
CH-8021 Zurich
www.six-swiss-exchange.com

Business Support
Index Sales, Licensing and Data
T +41 58 399 2600
indexdata@six-swiss-exchange.com

Technical Support
Index Operations
T +41 58 399 2229
indexsupport@six-swiss-exchange.com